



Sparkie™ Fire Starter




Compact, All-weather, One-handed



Sparkie™ is a one-handed emergency fire starter that generates intense, hot sparks with minimal effort. Sparkie™ is not affected by adverse weather and works even if it gets wet. Simply wipe off excess water and strike as normal. Sparkie™ weighs less than an ounce!

DIRECTIONS:

1. Place thumb on word "Push" and press down, releasing the spring-loaded spark bar.
2. Place flat end of Sparkie™ spark bar holder on a hard surface in cleared area at a 75-90 degree angle. (Force applied at the improper angle may damage or break the bar holder.) Push down on thumb tab with constant medium pressure and plunge the body of Sparkie™ down the spring loaded spark bar. Initiate a few strikes to remove black oxide coating, exposing bare flint. Continued on back.



www.ultimatesurvival.com

3. Place prepared tinder in cleared fire area. Use Sparkie™ to shower tinder with sparks to ignite fire. (We recommend WetFire™ all-weather tinder cubes.)
4. If you do not have a hard surface, you can light Sparkie™ by holding it in your hand and using your index finger to plunge the spark bar back towards the Sparkie™ body while maintaining pressure on the thumb tab.

CAUTION! Sparkie™ generates intensely hot sparks. Keep away from anything you do not want to burn. Do not spark more than three consecutive times as hot sparks can gather and damage the bar holder.

NOTE: Wipe the spark bar with your hand or sleeve before closing/pushing in spark bar.

USE ONLY AS DIRECTED.

PATENT PENDING

